

Using iPads to assess learners with an intellectual disability

Formative and Summative Assessment
of Key Skills in Communicating &
Literacy PLUs

Cherryl Elliot

Key Skills

...for successful learning

Numeracy

Managing Myself

Communicating

Managing Information and Thinking

Being Creative

Working with Others

Staying Well

Literacy

Priority Learning Units

For students with Special Educational Needs

2

Level 2
L2LP

3

3 year
cycle

5

5 Key
Units

250

Approximately
250 hours each PLU

Pupils with higher functioning moderate and low functioning mild learning disabilities.
Some of these students may take PLUs, some subjects and some short courses.

PLUs are at the core of the Level 2 Learning Programme



Elements;



Speaking



Speaking appropriately for a variety of purposes and demonstrating attentiveness as a listener

Non-Verbal



Using Non-Verbal behaviour to get the message across

Reading



Reading to obtain basic information

Writing



Using a range of writing forms to express opinions

Expressive Arts



Using Expressive Arts to communicate

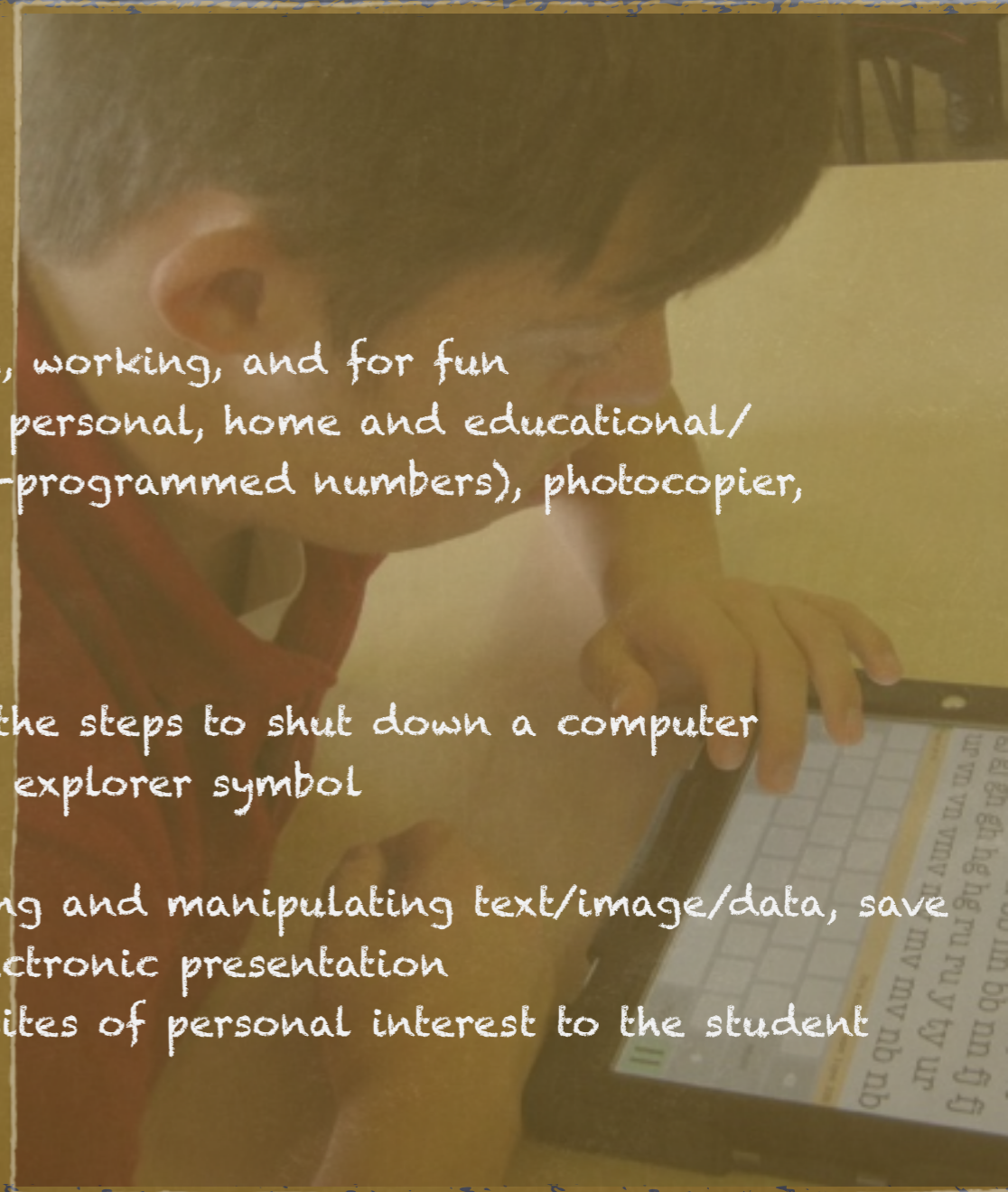
Technologies



Using suitable technologies for a range of purposes

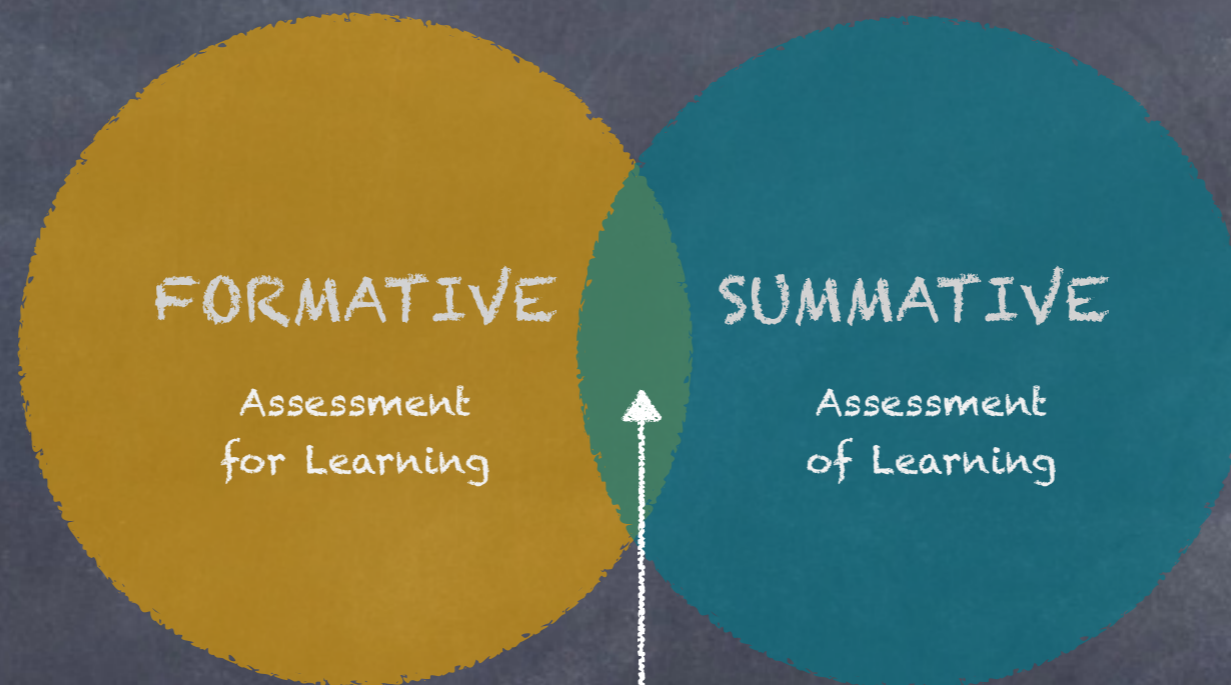
Technologies

- Identify three everyday uses of technology, e.g. for learning, working, and for fun
- Use technology requiring not more than three functions, for personal, home and educational/workplace use, e.g. assistive technologies, mobile phone (pre-programmed numbers), photocopier, computer, camera, DVD/video player, household appliances
- Use technology to communicate in an activity with others
- Use a new piece of ICT equipment
- Turn a personal computer on and off safely, e.g. following the steps to shut down a computer
- Identify the information symbols on a desktop, e.g. internet explorer symbol
- Use frequently used keys appropriately
- Use a software package, involving opening a package, entering and manipulating text/image/data, save to file, print and exit safely, e.g. clipart, word document, electronic presentation
- Access a range of websites on the internet e.g. scoilnet, websites of personal interest to the student
- Find information for a project on the web.
- Send and open an email



Assessment

- Is an integral part of the learning process
- The quality of learning is taken into account
- Comparison with the daily learning intentions
- Looks forward to the next stage of learning, what needs to be done to move the student forward?



Features of long term quality learning

- Happens after the learning takes place
- Information and evidence of learning is gathered
- Compared with targets for individual learning outcomes
- Looks back on past learning

Your task;

Pupil

One will take the role of the pupil with an ID



Teacher

One will take the role of the teacher



Create

Create content; text, photos, videos



Assess

Using the Communicating and Literacy Learning Outcomes, assess the quality learning



eBook

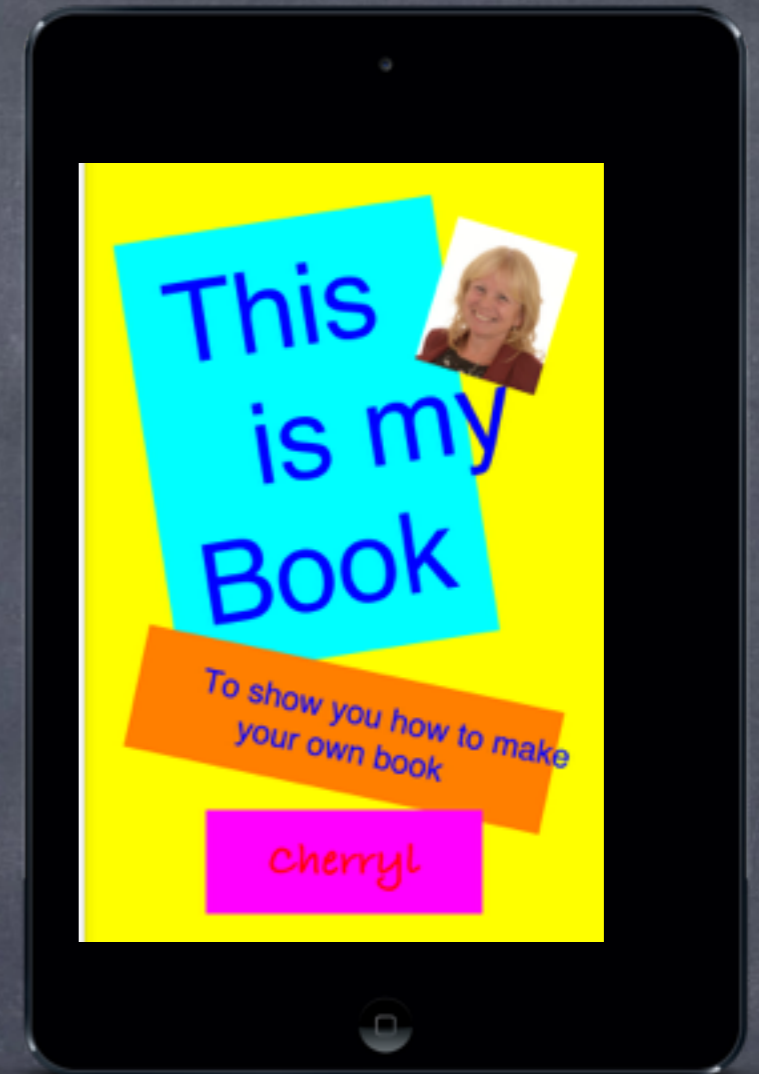
Working in pairs, you are going to make an ebook



Using Book Creator

Your Learning Intentions;

- ★ Create a front cover
- ★ Add at least 4 pages
- ★ Add text, add colour
- ★ Colour the pages
- ★ Add Pictures
- ★ Add music
- ★ Add video



What quality learning
has taken place?

Have we achieved the learning
intentions?

How many Learning Outcomes
have been achieved?

What Key Skills have been
addressed?



Any Questions?